

## Knotty Alder Estancia Series

The knotty alder Estancia series doors are either 1-3/8" thick (6'-8" interior doors) or 1-3/4" thick (6'-8" or 8'-0" exterior doors and 8'-0" interior doors), and are constructed using "engineered" stiles and rails to help prevent warping. Some 8 foot tall Plank doors are also available in a 2-1/4" thick option. These stiles and rails have a 5mm thick (nominal) laminate face, engineered stiles and rails to virtually eliminate warping, plus extra wide stiles, wide-raised moldings on the door exterior and a stave core made of solid alder wood. Door panels for the 1-3/4" thick doors are 1-1/8" thick, door panels for the 1-3/8" thick doors are 3/4" thick and are constructed using a 3-piece assembly that incorporates a "cross-grained" spline in the core to eliminate panel splitting. Doors are assembled using an authentic doweled cove-and-bead technique.

Estancia doors also feature a wide variety of intricate decorative glass panel options with Black, Satin Nickel and Oil Rubbed Bronze metal caming and a large selection of wrought iron grille options with Antique Black, Antique Bronze and Antique Pewter color selections available.

**Please note:** 2-Panel Estancia style 8'-0" and 6'-8" tall doors do not include raised molding. Raised molding may be added to any 2-Panel Estancia door as an option.

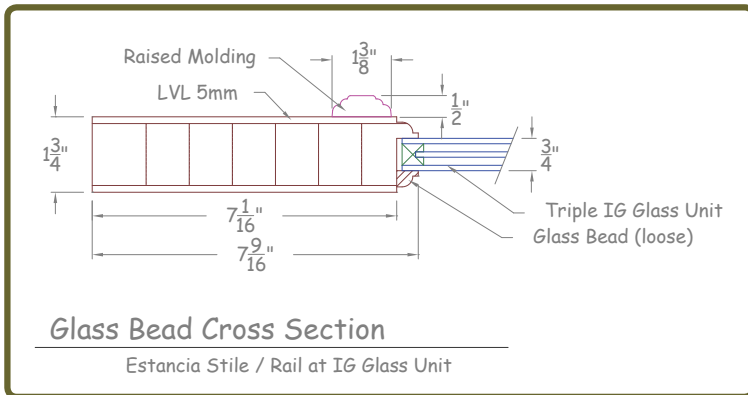


Section view of a 1-3/4" Estancia 2-Panel Door Stile and Panel.

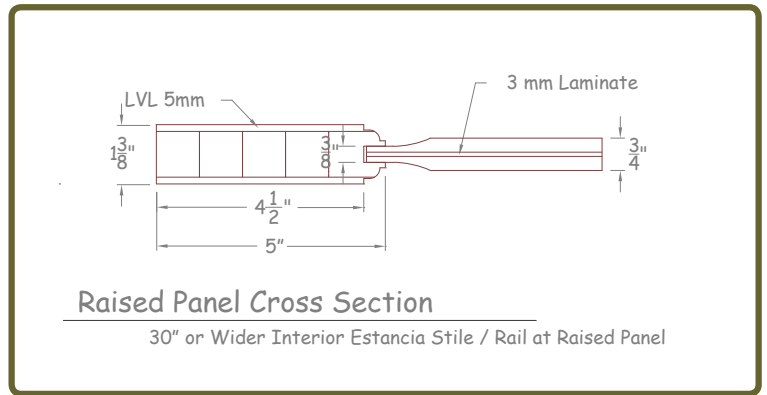


Section view of a 1-3/8" Estancia 2-Panel Door Stile and Panel.

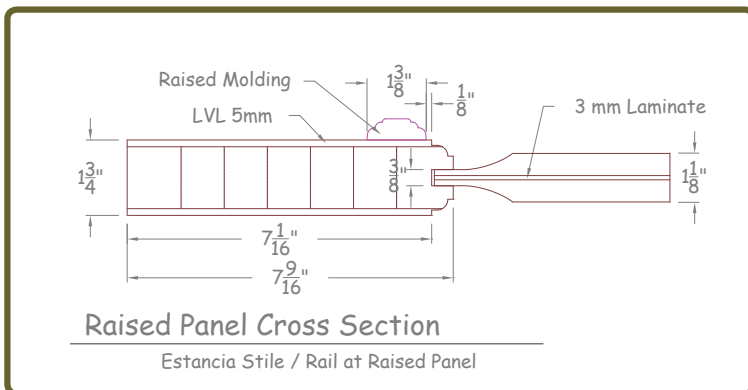
### 1-3/4" Estancia



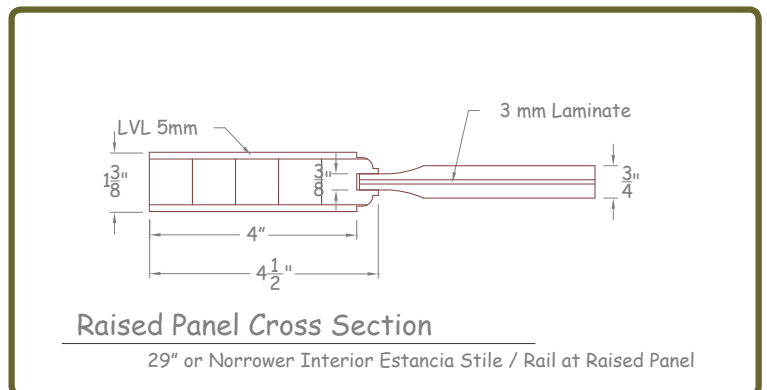
### 1-3/8" Estancia



### 1-3/4" Estancia



### 1-3/8" Estancia



1. Solid wood construction in the stiles and rails and panels. Stiles of these Estancia door series use a laminated-engineered construction method, which greatly reduces the possibility of warpage, and without the potential problems of a veneer door.
2. Estancia door panels are fully floating (not glued) for superior strength and longevity. Estancia Doors utilize a solid 3-piece laminated panel to prevent separation, cracking, and warping.
3. All stile and rail joints use full cove and bead construction (instead of butt-gluing), and incorporate multiple grooved dowel construction at each joint. The Top Rail and Lock Rails use 3 dowels per side, which the large Bottom Rail uses 4 dowels per side.
4. Estancia doors are available prehung in matching mahogany components. This assures a beautiful match and constant grain and stain pattern. 4-5/8" and 6-5/8" jamb widths are standard.
5. All "2 Panel Arch top rail" door profiles may be cut into arch top door shapes. Matching arched door headers are available from stock.
6. Available Options: raised molding, clavos, v-grooving, prefinishing, prehung, speakeasies, custom products.

<b>STILE WIDTH :</b>		
36" width doors:	full, 3/4, 2/3 light, Arch Top, Round Top	7-5/8"
30" or wider doors:	2-Panel ArchTop Rail doors	5"
29" or narrower doors:	2-Panel ArchTop Rail doors	4-1/2"

**WOOD SPECIE:** Knotty Alder

\* all specifications, product designs and information listed are subject to change without prior notice. We constantly are improving our products, and these improvements may cause us to change the specifications listed.